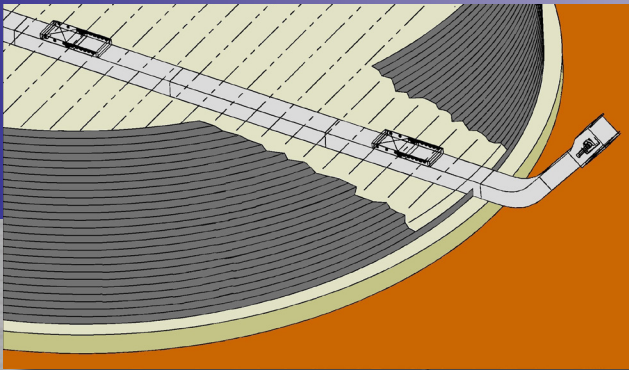
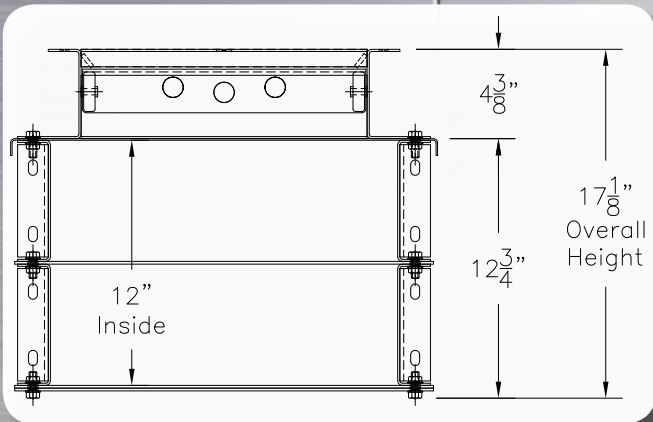


Bin Unload Conveyors



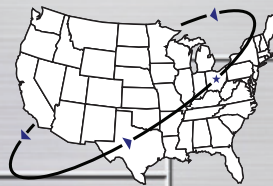
- Incline angles from 5 to 50 degrees to fit your specific application
- Capacities ranging from 900 bph to 6,000 bph
- Low profile design to be installed under bin floor
- Push/pull or rack & pinion inlet slide gates
- Galvanized construction with ½" UHMW flights



NEW Variable Speed Drive

- Maximize your efficiency with the ability to change your dump speed whether you are moving dry or wet product
- Minimize your dump time
- Monitor your system
- Compact Design that can be remotely located to fit your specific application
- SMART technology that can be used to fully automate your system
- Available in single or three phase
- Energy Efficient

Material Handling Equipment Sales, Inc.



310 S. Section Line Rd.
Delaware, OH 43015
989-430-4005
Fax: 740-363-9004
www.mhesi.com

Material Handling Equipment Sales, Inc.

INCLINE DRAG CHAIN CONVEYORS



Made in the
USA

Standard Features

- Flame cut hardened sprockets
- Galvanized ACME threaded rod take up assemblies
- Galvanized, primed & painted, or powder coat finish
- 81XH Heavy Duty Chain or WH124 with angle iron attachments
- 5 to 50 degree incline bend sections
- 1/2" UHMW flights
- Pre-assembled head & tail sections
- Angle iron flange connections on sides & bottom
- Fish plate connectors on top covers



Model and Capacities					
High Flight "I", "L", & "S" Conveyor Series					
W x H	Capacity	Chain operating speed in feet per minute			
		75	100	125	150
6 x 12	bushels / hour	904	1,205	1,506	1,808
9 x 12	bushels / hour	1,356	1,808	2,260	2,712
13 x 12	bushels / hour	1,959	2,612	3,265	3,918
17 x 12	bushels / hour	2,561	3,415	4,269	5,123
13 x 18	bushels / hour	2,938	3,918	4,897	5,877
17 x 18	bushels / hour	3,842	5,123	6,404	7,685
21 x 18	bushels / hour	4,746	6,329	7,911	9,493
24 x 18	bushels / hour	5,425	7,233	9,041	10,850
27 x 18	bushels / hour	6,103	8,137	10,172	12,206
24 x 26	bushels / hour	7,836	10,448	13,060	15,672
27 x 26	bushels / hour	8,815	11,754	14,693	17,631
30 x 26	bushels / hour	9,795	13,060	16,325	19,550




Built since 1994

Optional Features

- Split Sprockets
- Variable speed drive
- (2) piece drive over dump grating primed & painted
- Head take up assembly with Galv ACME threaded rod
- AR (Abrasion Resistant) steel liners
- 4' x 10' or 5' x 10' drive over bypass dump hoppers
- Direct top inlets
- Factory installed drive and/or flights
- Drive over dump hopper extensions
- Heavy, rubber pit grate cover

Pit Conveyors



100, 150 & 200 Bushel pit holding capacities available reducing dump time

Material Handling Equipment Sales, Inc.

310 S. Section Line Rd.
Delaware, OH 43015

Ph: 989-430-4005

Fax: 740-363-9004

jeff@mhesi.com



Material Handling
Equipment Sales, Inc.

We also can help you with...

- Bucket Elevators, Spouting, Cat Walks, Towers, Accessories & Flat Back Distributors
- In-Plant Layout Design & Custom Equipment Design

www.mhesi.com